

Arms Trade Treaty: Status of the ATT Sponsorship Programme

**Dumisani DLADLA, Head of the ATT Secretariat
22 August 2024**

Donors to the Sponsorship Programme



Status of sponsorship funding

Funds received

CONTRIBUTIONS TO ATT SPONSORSHIP PROGRAMME			
1	Australia	USD	35,596.19
2	Canada	USD	177,411.66
3	Germany	USD	455,012.65
4	Ireland	USD	28,442.00
5	Netherlands	USD	170,455.00
6	Portugal	USD	34,928.34
7	Republic of Korea	USD	160,000.00
8	Sweden	USD	39,145.66
9	Switzerland	USD	332,124.06
Total Contributions		USD	1,433,115.56

Status of sponsorship funding

Financial Position

SPONSORSHIP PROGRAMME FINANCIAL POSITION		
INCOME		
Total Income	USD	1,443,115.56
EXPENDITURE		
Total Expenditure CSP5 Cycle (2019)	USD	200'786.00
Total Expenditure CSP6 Cycle (2020)	USD	73,884.00
Total Expenditure CSP7 Cycle (2021)	USD	11,846.00
Total Expenditure CSP8 Cycle (2022)	USD	306,034.00
Total Expenditure CSP9 Cycle (2023)	USD	393,751.00
Estimated Expenditure CSP10 Cycle (2024)	USD	323,741.00*
Total Expenditure	USD	1,310,042.00
NET SURPLUS (Available Funds)	USD	123,073.56

**Excluding administrative costs*

Overview of sponsored delegates CSP5 to CSP10

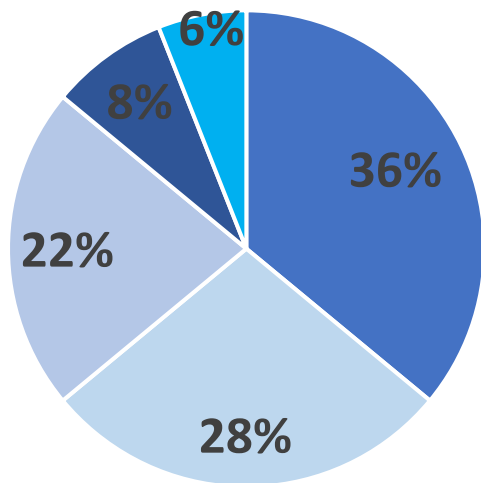
OVERVIEW OF SPONSORED DELEGATES

CSP5 Cycle (2019)	58 delegates
CSP6 Cycle (2020)	23 delegates
CSP7 Cycle (2021)	No sponsorship – Covid 19
CSP8 Cycle (2022)	70 delegates
CSP9 Cycle (2023)	81 delegates
CSP10 Cycle (2024)	63 delegates

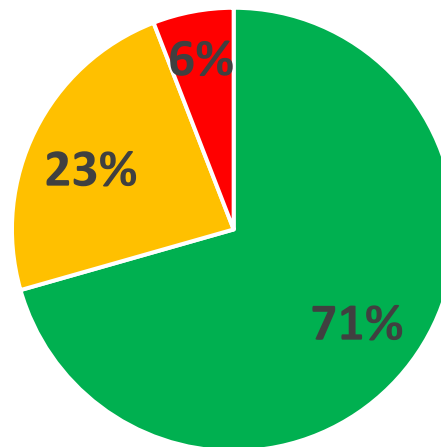
Sponsorship in CSP10 cycle

Overview of sponsored delegates

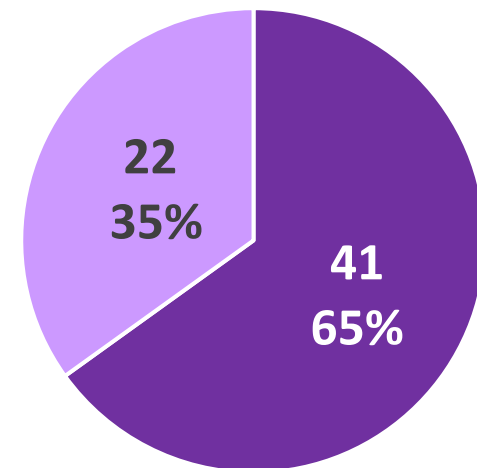
By region



By ATT status



By gender



■ Africa ■ Americas ■ Asia ■ Europe ■ Oceania ■ State Party ■ Signatory ■ Not yet joined

■ Male ■ Female

End